

*Appendix 1*  
VITAL STATISTICS REPORT

# VITAL STATISTICS REPORT

*For the Calendar Year 1959*

## CITY OF MIAMI

	RESIDENT		
	White	Colored	Total
Population (ESTIMATED) .....	220,446	45,472	265,918
Birth (Exclusive of Stillbirths) .....	3,899	2,578	6,477
Birth Rate per 1,000 Population .....	17.7	56.7	24.4
Deaths .....	3,037	541	3,578
Death Rate per 1,000 Population .....	13.8	11.9	13.5
Deaths, Infants under 1 Year .....	87	103	190
Infant Death Rate, per 1,000 Livebirths .....	22.3	40.0	29.3
Maternal Deaths .....	1	4	5
Maternal Death Rate per 1,000 Livebirths .....	0.3	1.6	0.8
Stillbirths .....	50	70	120
Stillbirth Rate per 1,000 Livebirths .....	12.8	27.1	18.5

## CITY OF MIAMI BEACH

	RESIDENT		
	White	Colored	Total
Population (ESTIMATED) .....	53,838	544	54,382
Birth (Exclusive of Stillbirths) .....	406	3	409
Birth Rate per 1,000 Population .....	7.5	5.5	7.5
Deaths .....	870	1	871
Death Rate per 1,000 Population .....	16.2	1.8	16.0
Deaths, Infants under 1 Year .....	12	0	12
Infant Death Rate, per 1,000 Livebirths .....	30.0	0	29.3
Maternal Deaths .....	0	0	0
Maternal Death Rate per 1,000 Livebirths .....	0	0	0
Stillbirths .....	5	0	5
Stillbirth Rate per 1,000 Livebirths .....	12.3	0	12.2

## DADE COUNTY INCLUSIVE

	RESIDENT		
	White	Colored	Total
Population (ESTIMATED) .....	773,186	125,867	899,053
Birth (Exclusive of Stillbirths) .....	14,303	4,945	19,248
Birth Rate per 1,000 Population .....	18.5	39.3	21.4
Deaths .....	6,945	1,007	7,952
Death Rate per 1,000 Population .....	9.0	8.0	8.8
Deaths, Infants under 1 Year .....	341	210	551
Infant Death Rate, per 1,000 Livebirths .....	23.8	42.5	28.6
Maternal Deaths .....	7	2	9
Maternal Death Rate per 1,000 Livebirths .....	0.5	0.4	0.5
Stillbirths .....	193	133	326
Stillbirth Rate per 1,000 Livebirths .....	13.5	27.0	16.9

**TEN LEADING CAUSES OF DEATH AND RATE PER 100,000 POPULATION**

	White		RESIDENT Colored		Total	
	Deaths	Rate	Deaths	Rate	Deaths	Rate
	1. Diseases of the Heart (410-443) .....	2,685	347.3	177	140.6	2,862
2. Malignant Neoplasms (140-205) .....	1,364	176.4	130	103.3	1,494	166.2
3. Vascular Lesions of C.N.S. (330-334) .....	582	75.3	62	49.3	644	71.6
4. Accidental Deaths (E800-E962) .....	361	46.7	84	66.7	445	49.5
5. Diseases of Early Infancy (760-776) .....	225	29.1	145	115.2	370	41.2
6. Influenza and Pneumonia (480-493, 763) .....	188	24.3	62	49.3	250	27.8
7. Suicides (E970-E979) .....	142	18.4	5	4.0	147	16.4
8. Cirrhosis of Liver (581) .....	119	15.4	14	11.1	133	14.8
9. Diabetes (260) .....	115	14.9	12	9.5	127	14.1
10. Congenital Malformations (750-759) .....	91	11.8	25	19.9	116	12.9

**DADE COUNTY, FLORIDA**

**BIRTHS — 1959**

**RESIDENCE, STILLBIRTHS, NUMBER**

	LIVEBIRTHS	STILLBIRTHS	
RESIDENT .....	19,248	326	
NON-RESIDENT .....	538	12	
RECORDED .....	19,526	336	
			RESIDENT      NON-RESIDENT      RECORDED
Male .....			10,024      279      10,167
Female .....			9,224      259      9,359
Unknown .....			0      0      0
<b>TOTAL</b> .....	19,248	538	19,526
White .....	14,303	457	14,530
Colored .....	4,945	81	4,996
<b>TOTAL</b> .....	19,248	538	19,526
Legitimate .....	17,661	475	17,888
Illegitimate .....	1,587	63	1,638
Unknown .....	0	0	0
<b>TOTAL</b> .....	19,248	538	19,526

**AGE GROUP OF MOTHERS**

	RESIDENT	LIVEBIRTHS NON-RESIDENT	RECORDED
Under 15 Years .....	54	3	56
15-19 Years .....	2,560	76	2,600
20-24 Years .....	6,404	198	6,513
25-29 Years .....	5,181	156	5,289
30-34 Years .....	3,199	65	3,219
35-39 Years .....	1,533	32	1,548
40-44 Years .....	309	8	314
45-49 Years .....	8	0	7
50 Years and Over .....	0	0	0
Not Stated .....	0	0	0
<b>TOTAL</b> .....	19,248	538	19,526
Youngest Mother .....	12		
Oldest Mother .....	48		

DADE COUNTY, FLORIDA

DEATHS — 1959

RESIDENCE, CONJUGAL CONDITIONS

RESIDENT .....	7,953
NON-RESIDENT .....	990
RECORDED .....	8,547

	RESIDENT	NON-RESIDENT	RECORDED
Single.....	1,256	106	1,288
Married.....	4,176	637	4,601
Widowed.....	1,998	205	2,126
Divorced.....	453	39	460
Not Stated.....	70	3	72
TOTAL.....	7,953	990	8,547

DEATHS — AGE GROUPS

AGES:	RESIDENT	NON-RESIDENT	RECORDED
Under 1 Year.....	551	18	562
1-4 Years.....	72	4	71
5-9 Years.....	53	7	53
10-14 Years.....	41	1	35
15-19 Years.....	48	4	39
20-24 Years.....	81	14	82
25-34 Years.....	223	20	225
35-44 Years.....	435	55	456
45-54 Years.....	913	92	956
55-64 Years.....	1,484	260	1,672
65-74 Years.....	1,980	349	2,221
75 Years and Over.....	2,072	166	2,175
Not Stated.....	0	0	0
TOTAL.....	7,953	990	8,547

INFANT DEATHS

DEATHS UNDER ONE YEAR OF AGE

1959

AGE:	RESIDENT		
	White	Colored	Total
Under 1 day.....	154	89	243
One day .....	30	28	58
Two Days .....	30	13	43
Three days .....	14	3	17
Four days .....	6	2	8
Five days .....	7	3	10
Six days .....	6	0	6
7-13 days .....	11	12	23
14-20 days .....	14	7	21
21 Days & Over .....	11	2	13
Under One Month .....	283	159	442

AGE:	RESIDENT		
	White	Colored	Total
One Month .....	13	7	20
Two Months .....	7	12	19
Three Months .....	12	8	20
Four Months .....	9	6	15
Five Months .....	2	4	6
Six Months .....	4	4	8
Seven Months .....	5	1	6
Eight Months .....	1	5	6
Nine Months .....	3	0	3
Ten Months .....	1	0	1
Eleven Months .....	1	4	5
Under One Year .....	341	210	551

DADE COUNTY, FLORIDA

DEATHS UNDER ONE YEAR OF AGE BY PRINCIPAL CAUSES

1959

CAUSE:	RESIDENT		Total
	White	Colored	
Immaturity (774-776) .....	77	36	113
Post-Natal Asphyxia and Atelectasis (762).....	54	36	90
Congenital Malformations (750-759).....	60	18	78
Diseases Peculiar to 1st year of Life (770-773).....	40	35	75
Birth Injuries (760-761).....	37	19	56
Pneumonia (all forms) (490-493, 763).....	24	23	47
Gastro-Enteritis (571, 764).....	3	9	12
Accidental Deaths (E800-E936).....	7	0	7
Ill-defined and Unknown (795).....	0	3	3
All other causes .....	39	31	70
TOTAL.....	341	210	551

DETAILED INTERNATIONAL LIST  
OF CAUSES OF DEATH

1959

	RESIDENT			Percent
	White	Colored	Total	
I. Infective and Parasitic Diseases.....	83	28	111	1.39
II. Neoplasms.....	1,392	133	1,525	19.18
III. Allergic, Endocrine Sys., Metabolic, Nutrit. Dis. ....	153	26	179	2.25
IV. Diseases of the Blood, Blood-Forming Organs.....	21	7	28	0.35
V. Mental, Psychoneurotic, Personality Disorders.....	32	5	37	0.47
VI. Diseases Nervous Sys., and Sense Organs.....	647	78	725	9.12
VII. Diseases of the Circulatory System.....	2,942	218	3,160	39.73
VIII. Diseases of the Respiratory System.....	320	79	399	5.02
IX. Diseases of the Digestive System.....	321	52	373	4.69
X. Diseases of the Genito-Urinary System.....	126	36	162	2.04
XI. Diseases of Pregnancy, Childbirth, Puerp. State.....	2	7	9	0.11
XII. Diseases of the Skin and Cellular Tissue.....	10	3	13	0.16
XIII. Diseases of the Bones, Organs of Movement.....	23	1	24	0.30
XVI. Congenital Malformations.....	91	25	116	1.46
XV. Certain Diseases of Early Infancy.....	225	145	370	4.65
XVI. Symptoms, Senility and Ill-Defined Conditions.....	19	4	23	0.29
XVII. Accidents, Poisonings, and Violence.....	539	160	699	8.79
TOTAL.....	6,946	1,007	7,953	100.00

INTERNATIONAL LIST OF CAUSES OF DEATH

1959

I. INFECTIVE AND PARASITIC DISEASES:	RESIDENT		Total
	White	Colored	
Tuberculosis of the Respiratory System (001-008).....	42	11	53
Tuberculosis, Other Forms (010-019).....	4	1	5
Syphilis and its Sequelae (020-029).....	11	12	23
Gonococcal Infections (030-035).....	0	0	0
Other Venereal Diseases (036-039).....	0	0	0

DADE COUNTY, FLORIDA

	RESIDENT		Total
	White	Colored	
Typhoid Fever (040).....	0	0	0
Paratyphoid Fever (041).....	0	0	0
Dysentery (All Forms) (045-048).....	0	0	0
Scarlet Fever (050).....	0	0	0
Streptococcal Sore Throat (051).....	0	0	0
Diphtheria (055).....	0	0	0
Whooping Cough (056).....	0	0	0
Meningococcal Meningitis (057).....	1	0	1
Leprosy (060).....	0	0	0
Tetanus (061).....	0	2	2
Poliomyelitis, Acute (080).....	3	0	3
Encephalitis, Acute, Infectious (082).....	1	0	1
Smallpox (084).....	0	0	0
Measles (Includes German Measles) (085-086).....	0	0	0
Chickenpox (087).....	0	0	0
Rabies (094).....	0	0	0
Typhus Fever (100-107).....	0	0	0
Other Rickettsial Diseases (108).....	0	0	0
Malaria (110-117).....	0	0	0
All other Diseases classified as Infective and Parasitic (042-044, 049, 052-054, 059, 062-064, 070-074, 081, 083, 088-093, 095-096, 120-138).....	21	2	23
<b>TOTAL</b> .....	<b>83</b>	<b>28</b>	<b>111</b>

II. NEOPLASMS, MALIGNANT, INCLUDING LYMPHATIC AND HAEMATOPOIETIC TISSUES:

	RESIDENT		Total
	White	Colored	
Malignant Neoplasms of Buccal Cavity and Pharynx (140-148).....	36	5	41
Malignant Neoplasms of Digestive Organs and Peritoneum (150-159).....	411	36	447
Malignant Neoplasms of Respiratory System (160-165).....	275	22	297
Malignant Neoplasms of Breast and Genito-Urinary Organs (170-181).....	367	48	415
Malignant Neoplasms of Other and Unspecified Sites (190-199).....	160	12	172
Malignant Neoplasms of Lymphatic and Haematopoietic Tissue (200-205).....	115	7	122
Benign Neoplasms (210-299).....	10	1	11
Neoplasms of Unspecified Nature (230-239).....	18	2	20
<b>TOTAL</b> .....	<b>1,392</b>	<b>133</b>	<b>1,525</b>

III. ALLERGIC, ENDOCRINE SYSTEM, METABOLIC, AND NUTRITIONAL DISEASES:

	RESIDENT		Total
	White	Colored	
Allergic Disorders (240-245).....	19	10	29
Diseases of the Thyroid Gland (250-254).....	3	0	3
Diabetes Mellitus (260).....	115	12	127
Diseases of Other Endocrine Glands (270-277).....	6	1	7
Avitaminoses, and other Metabolic Diseases (280-289).....	10	3	13
<b>TOTAL</b> .....	<b>153</b>	<b>26</b>	<b>179</b>

IV. DISEASES OF THE BLOOD AND BLOOD-FORMING ORGANS:

	RESIDENT		Total
	White	Colored	
Anaemias (290-293).....	12	6	18
Other Diseases of the Blood and Blood-Forming Organs (294-299).....	9	1	10
<b>TOTAL</b> .....	<b>21</b>	<b>7</b>	<b>28</b>

DADE COUNTY, FLORIDA

V. MENTAL, PSYCHONEUROTIC, PERSONALITY DISORDERS:	RESIDENT		
	White	Colored	Total
Mental, Psychoneurotic, and Personality Disorders (300-326).....	32	5	37
TOTAL.....	32	5	37

VI. DISEASES OF THE NERVOUS SYSTEM AND SENSE ORGANS:	RESIDENT		
	White	Colored	Total
Cerebral Hemorrhage and Embolism (330-332).....	521	59	580
Other Vascular Lesions Affecting the Central Nervous System (333-334).....	61	3	64
Inflammatory Diseases of Central Nervous System (340-345).....	21	12	33
Other Diseases of Central Nervous System (350-357).....	41	4	45
Diseases of the Nerves and Peripheral Ganglia (360-369).....	0	0	0
Inflammatory Diseases of Eye (370-379).....	1	0	1
Other Diseases and Conditions of Eye (380-389).....	0	0	0
Diseases of Ear and Mastoid Process (390-398).....	2	0	2
TOTAL.....	647	78	725

VII. DISEASES OF THE CIRCULATORY SYSTEM:	RESIDENT		
	White	Colored	Total
Rheumatic Fever (400-402).....	3	3	6
Chronic Rheumatic Heart Disease (410-416).....	105	2	107
Arteriosclerotic and Degenerative Heart Disease (420-422).....	2,333	125	2,458
Other Diseases of the Heart (430-434).....	99	13	112
Hypertension with Heart Disease (440-443).....	145	34	179
Hypertension without Mention of Heart (444-447).....	43	11	54
Arteriosclerosis (450).....	93	5	98
Other Diseases of the Arteries (451-456).....	81	13	94
Diseases of Veins and other Diseases of Circulatory System (460-468).....	40	12	52
TOTAL.....	2,942	218	3,160

VIII. DISEASES OF THE RESPIRATORY SYSTEM:	RESIDENT		
	White	Colored	Total
Acute Upper Respiratory Infections (470-475).....	1	2	3
Influenza (480-483).....	4	1	5
Lobar Pneumonia (490).....	41	11	52
Broncho Pneumonia (491).....	119	28	147
Pneumonia, Other Forms (492-493).....	18	11	29
Bronchitis (500-502).....	12	2	14
Other Diseases of the Respiratory System (510-527).....	125	24	149
TOTAL.....	320	79	399

IX. DISEASES OF THE DIGESTIVE SYSTEM:	RESIDENT		
	White	Colored	Total
Diseases of the Buccal Cavity and Esophagus (530-539).....	6	0	6
Diseases of Stomach and Duodenum (540-545).....	58	8	66
Appendicitis (550-553).....	8	1	9
Hernia without Mention of Obstruction (560-561).....	6	1	7
Intestinal Obstruction (570).....	26	6	32

DADE COUNTY, FLORIDA

	White	Colored	Total
		RESIDENT	
Other Diseases of the Intestines and Peritoneum (571-578).....	48	17	65
Cirrhosis of the Liver (581).....	119	14	133
Diseases of Liver, Gallbladder, and Pancreas (580, 582-587).....	50	5	55
TOTAL.....	321	52	373

**X. DISEASES OF THE GENITO-URINARY SYSTEM:**

	White	Colored	Total
		RESIDENT	
Nephritis and Nephrosis (590-594).....	42	7	49
Other Diseases of the Urinary System (600-609).....	61	24	85
Diseases of Male Genital Organs (610-617).....	21	3	24
Diseases of Breast, Ovary, Fallopian Tube and Parametrium (620-626).....	1	1	2
Diseases of Uterus and Other Female Genital Organs (630-637).....	1	1	2
TOTAL.....	126	36	162

**XI. DISEASES OF PREGNANCY, CHILDBIRTH, PUERP. STATE:**

	White	Colored	Total
		RESIDENT	
Complications of Pregnancy (640-649).....	1	3	4
Abortion (650-652).....	0	1	1
Delivery without Complication (660).....	0	0	0
Delivery with Specified Complication (670-678).....	1	2	3
Complications of the Puerperium (680-689).....	0	1	1
TOTAL.....	2	7	9

**XII. DISEASES OF THE SKIN AND CELLULAR TISSUE:**

	White	Colored	Total
		RESIDENT	
Infections of Skin and Subcutaneous Tissue (690-698).....	6	1	7
Other Diseases of the Skin and Subcutaneous Tissue (700-716).....	4	2	6
TOTAL.....	10	3	13

**XIII. DISEASES OF THE BONES, ORGANS OF MOVEMENT:**

	White	Colored	Total
		RESIDENT	
Arthritis and Rheumatism (Except Rheumatic Heart) (720-727).....	14	1	15
Osteomyelitis and other Diseases of Bone and Joint (730-738).....	4	0	4
Other Diseases of Musculoskeletal System (740-749).....	5	0	5
TOTAL.....	23	1	24

**XIV. CONGENITAL MALFORMATIONS:**

	White	Colored	Total
		RESIDENT	
Congenital Malformations (750-759).....	91	25	116
TOTAL.....	91	25	116



DADE COUNTY, FLORIDA

XV. CERTAIN DISEASES OF EARLY INFANCY:	RESIDENT		Total
	White	Colored	
Birth Injury (760-761).....	37	19	56
Postnatal Asphyxia and Atelectasis (762).....	54	36	90
Infection of Newborn (763-768).....	15	18	33
Neonatal Disorders Arising from Maternal Toxemia (769).....	2	0	2
Other Diseases Peculiar to Early Infancy (770-773).....	40	36	76
Prematurity (774-776).....	77	36	113
<b>TOTAL</b> .....	<b>225</b>	<b>145</b>	<b>370</b>

XVI. SYMPTOMS, SENILITY AND ILL-DEFINED CONDITIONS:	RESIDENT		Total
	White	Colored	
Symptoms, Senility and Ill-Defined Conditions (780-795).....	19	4	23
<b>TOTAL</b> .....	<b>19</b>	<b>4</b>	<b>23</b>

XVII. ACCIDENTS, POISONINGS AND VIOLENCE:	RESIDENT		Total
	White	Colored	
Railway Accidents (E800-E802).....	1	2	3
Motor Vehicle Accidents (E810-E835).....	162	24	186
Other Road Vehicle Accidents (E840-E845).....	0	0	0
Water Transport Accidents (E850-E858).....	5	0	5
Aircraft Accidents (E860-E866).....	10	0	10
Accidental Drowning (E929).....	47	15	62
Accidental Poisonings (E870-895).....	20	5	25
Accidental Falls (E900-E904).....	60	7	67
Other Accidents (E910-E928, E930-E936).....	45	30	75
Complications due to Therapeutic and Nontherapeutic Medical and Surgical Procedures (E940-E959).....	5	2	7
Late Effects of Injury and Poisoning (E960-E965).....	6	1	7
Suicide and Self-Inflicted Injury (E970-E979).....	142	5	147
Homicide (E980-E985).....	36	69	105
All Other (E986-E999).....	0	0	0
<b>TOTAL</b> .....	<b>539</b>	<b>160</b>	<b>699</b>
<b>GRAND TOTAL</b> .....	<b>6,946</b>	<b>1,007</b>	<b>7,953</b>

ADAMSON DADE COUNTY, FLORIDA

1959

DETAILED MORBIDITY

140-205 CANCER

	RESIDENT			RECORDED		
	White	Colored	Total	White	Colored	Total
Cases .....	1,230	123	1,353	1,371	128	1,499
Deaths .....	1,364	130	1,494	1,464	133	1,597

CANCER DEATHS BY AGE PERIODS:

	RESIDENT			RECORDED		
	White	Colored	Total	White	Colored	Total
Under 25 Years .....	23	2	25	27	2	29
25-29 Years .....	7	4	11	8	4	12
30-39 Years .....	39	12	51	42	12	54
40-49 Years .....	113	33	146	125	36	161
50-59 Years .....	248	43	291	269	42	311
60-69 Years .....	440	23	463	478	24	502
70-79 Years .....	334	12	346	351	12	363
80 Years and over .....	160	1	161	164	1	165
TOTAL .....	1,364	130	1,494	1,464	133	1,597

036 CHANCROID

	RESIDENT			RECORDED		
	White	Colored	Total	White	Colored	Total
Cases .....	9	35	44	9	35	44
Deaths .....	0	0	0	0	0	0

057 CEREBROSPINAL MENINGITIS

	RESIDENT			RECORDED		
	White	Colored	Total	White	Colored	Total
Cases .....	5	1	6	6	1	7
Deaths .....	1	0	1	1	0	1

082 ASEPTIC MENINGITIS

	RESIDENT			RECORDED		
	White	Colored	Total	White	Colored	Total
Cases .....	51	14	65	63	14	77
Deaths .....	0	0	0	0	0	0

DIARRHEA & ENTERITIS (4 Weeks - 2 Years)

	RESIDENT			RECORDED		
	White	Colored	Total	White	Colored	Total
Cases .....	0	0	0	0	0	0
Deaths .....	7	9	16	7	9	16

045 DYSENTERY (AMEBIC)

	RESIDENT			RECORDED		
	White	Colored	Total	White	Colored	Total
Cases .....	6	3	9	6	3	9
Deaths .....	0	0	0	0	0	0

DADE COUNTY, FLORIDA

046 DYSENTERY (BACILLARY)

	RESIDENT			RECORDED		
	White	Colored	Total	White	Colored	Total
Cases .....	18	22	40	18	22	40
Deaths .....	0	0	0	0	0	0

082 ENCEPHALITIS

	RESIDENT			RECORDED		
	White	Colored	Total	White	Colored	Total
Cases .....	0	0	0	0	0	0
Deaths .....	1	0	1	2	0	2

052 ERYSIPELAS

	RESIDENT			RECORDED		
	White	Colored	Total	White	Colored	Total
Cases .....	2	0	2	2	0	2
Deaths .....	1	0	1	1	0	1

491 BRONCHO PNEUMONIA

	RESIDENT			RECORDED		
	White	Colored	Total	White	Colored	Total
Cases .....	339	69	408	366	72	438
Deaths .....	119	28	147	121	28	149

BRONCHO PNEUMONIA DEATHS BY AGE PERIODS:

	RESIDENT			RECORDED		
	White	Colored	Total	White	Colored	Total
Under 1 Year.....	7	3	10	7	3	10
1 Year.....	2	1	3	2	1	3
2 Years.....	1	0	1	1	0	1
3 Years.....	0	0	0	0	0	0
4 Years.....	0	0	0	0	0	0
5 Years.....	0	0	0	0	0	0
6 Years.....	0	0	0	0	0	0
7 Years.....	0	0	0	0	0	0
8 Years.....	0	0	0	0	0	0
9 Years.....	0	0	0	0	0	0
10-14 Years.....	1	1	2	1	1	2
15-19 Years.....	0	0	0	0	0	0
20-29 Years.....	0	2	2	0	2	2
30-39 Years.....	1	2	3	0	2	2
40-49 Years.....	5	2	7	5	2	7
50-59 Years.....	9	4	13	9	5	14
60 Years and Over.....	93	13	106	96	12	108
TOTAL.....	119	28	147	121	28	149

DADE COUNTY, FLORIDA

490 LOBAR PNEUMONIA

	RESIDENT			RECORDED		Total
	White	Colored	Total	White	Colored	
Cases .....	86	29	115	95	29	124
Deaths .....	41	11	52	43	11	54

LOBAR PNEUMONIA DEATHS BY AGE PERIODS:

	RESIDENT			RECORDED		Total
	White	Colored	Total	White	Colored	
Under 1 Year.....	4	2	6	4	2	6
1 Year.....	0	0	0	0	0	0
2 Years.....	0	0	0	0	0	0
3 Years.....	1	0	1	1	0	1
4 Years.....	0	0	0	0	0	0
5 Years.....	0	0	0	0	0	0
6 Years.....	0	0	0	0	0	0
7 Years.....	0	0	0	0	0	0
8 Years.....	0	0	0	0	0	0
9 Years.....	0	0	0	0	0	0
10-14 Years.....	0	0	0	0	0	0
15-19 Years.....	0	0	0	0	0	0
20-29 Years.....	0	0	0	0	0	0
30-39 Years.....	2	0	2	1	0	1
40-49 Years.....	7	1	8	7	1	8
50-59 Years.....	4	4	8	4	4	8
60 Years and Over.....	23	4	27	25	4	29
TOTAL.....	41	11	52	42	11	53

492-493, 763 PNEUMONIA (OTHER FORMS)

	RESIDENT			RECORDED		Total
	White	Colored	Total	White	Colored	
Cases .....	193	53	246	205	53	258
Deaths .....	28	23	51	30	23	53

080 POLIOMYELITIS

	RESIDENT			RECORDED		Total
	White	Colored	Total	White	Colored	
Cases .....	38	8	46	51	9	60
Deaths .....	3	0	3	4	0	4

POLIOMYELITIS CASES AND DEATHS BY AGE PERIODS:

	RESIDENT		RECORDED	
	Cases	Deaths	Cases	Deaths
Under 1 Year.....	3	0	3	0
1 Year.....	6	0	7	0
2 Years.....	4	0	6	0
3 Years.....	4	0	5	0
4 Years.....	4	0	6	0
5 Years.....	2	0	2	0
6 Years.....	1	0	1	0
7 Years.....	4	1	5	1
8 Years.....	3	1	3	1
9 Years.....	0	0	0	0
10-14 Years.....	2	0	4	0
15-19 Years.....	1	0	1	0
20-29 Years.....	7	0	11	1
30-39 Years.....	3	1	4	1
40 Years and Over.....	2	0	2	0
Unknown.....	0	0	0	0
TOTAL.....	46	3	60	4

DADE COUNTY, FLORIDA

020-029 SYPHILIS

	RESIDENT			RECORDED		Total
	White	Colored	Total	White	Colored	
Cases .....	110	282	392	111	282	393
Deaths .....	11	12	23	11	12	23

SYPHILIS DEATHS BY AGE PERIODS:

	RESIDENT			RECORDED		Total
	White	Colored	Total	White	Colored	
Under 1 Year.....	0	0	0	0	0	0
1 Year.....	0	0	0	0	0	0
2 Years.....	0	0	0	0	0	0
3 Years.....	0	0	0	0	0	0
4 Years.....	0	0	0	0	0	0
5 Years.....	0	0	0	0	0	0
6-10 Years.....	0	0	0	0	0	0
11-15 Years.....	0	0	0	0	0	0
16-19 Years.....	0	0	0	0	0	0
20-29 Years.....	0	0	0	0	0	0
30-39 Years.....	0	1	1	0	1	1
40-49 Years.....	0	0	0	0	0	0
50-59 Years.....	2	7	9	2	7	9
60 Years and Over.....	9	4	13	9	4	13
TOTAL.....	11	12	23	11	12	23

VENEREAL DISEASE (OTHER FORMS)

	RESIDENT			RECORDED		Total
	White	Colored	Total	White	Colored	
Cases .....	2	34	36	2	34	36
Deaths .....	0	0	0	0	0	0

061 TETANUS

	RESIDENT			RECORDED		Total
	White	Colored	Total	White	Colored	
Cases .....	2	9	11	2	11	13
Deaths .....	0	2	2	0	3	3

001-008 TUBERCULOSIS OF RESPIRATORY SYSTEM

	RESIDENT			RECORDED		Total
	White	Colored	Total	White	Colored	
Cases .....	240	90	330	241	91	332
Deaths .....	42	11	53	27	6	33

TUBERCULOSIS CASES AND DEATHS BY AGE PERIODS:

	RESIDENT		RECORDED	
	Cases	Deaths	Cases	Deaths
Under 1 Year.....	2	0	2	0
1 Year.....	0	0	0	0
2 Years.....	3	0	3	0
3 Years.....	2	0	2	0
4 Years.....	1	0	1	0
5-9 Years.....	4	0	4	0
10-14 Years.....	1	0	1	0
15-19 Years.....	4	0	4	0
20-29 Years.....	35	1	35	0
30-39 Years.....	51	5	51	3
40-49 Years.....	74	10	75	7
50-59 Years.....	61	16	61	12
60 Years and Over.....	92	21	93	11
Unknown.....	0	0	0	0
TOTAL.....	330	53	332	33

DADE COUNTY, FLORIDA

TUBERCULOSIS (OTHER FORMS)

	White	RESIDENT		White	RECORDED		Total
		Colored	Total		Colored	Total	
Cases .....	20	12	22	21	13	34	
Deaths .....	4	1	5	4	1	5	

TYPHOID FEVER

	White	RESIDENT		White	RECORDED		Total
		Colored	Total		Colored	Total	
Cases .....	2	3	5	2	3	5	
Deaths .....	0	0	0	0	0	0	

VINCENT'S ANGINA

	White	RESIDENT		White	RECORDED		Total
		Colored	Total		Colored	Total	
Cases .....	0	1	1	0	1	1	
Deaths .....	0	0	0	0	0	0	

THE FOLLOWING DISEASES ARE REPORTED BY  
NUMBER ONLY WITH NO INFORMATION REGARDING SEX,  
COLOR OR RESIDENCE

HOOKWORM

CASES .....	4
DEATHS .....	0

CHICKEN-POX

CASES .....	300
DEATHS .....	0

INFLUENZA

CASES .....	227
DEATHS .....	5

MEASLES

CASES .....	711
DEATHS .....	0

MUMPS

CASES .....	226
DEATHS .....	0

WHOOPING COUGH

CASES .....	58
DEATHS .....	0

EPIDEMIC DIARRHEA  
OF NEWBORN

CASES .....	142
DEATHS .....	3

GONORRHEA

CASES .....	1,551
DEATHS .....	0

STREP SORE THROAT  
INCLUDING SCARLET FEVER

CASES .....	168
DEATHS .....	0

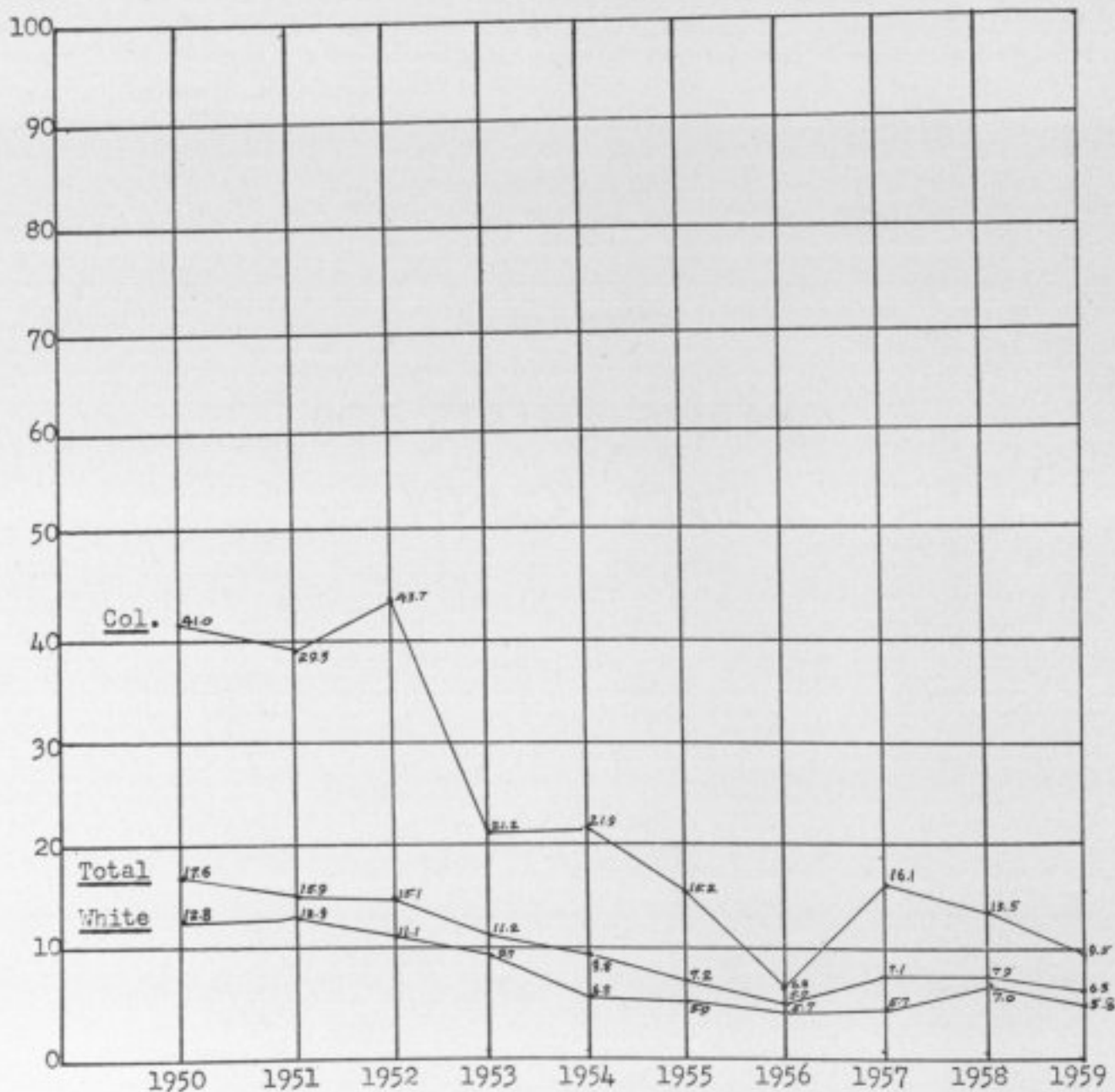
*Appendix 2*

GRAPHIC CHARTS FOR  
DADE COUNTY

TUBERCULOSIS DEATHS (all forms) — DADE COUNTY, FLORIDA  
(Resident)

1950 through 1959

RATES PER 100,000 POPULATION



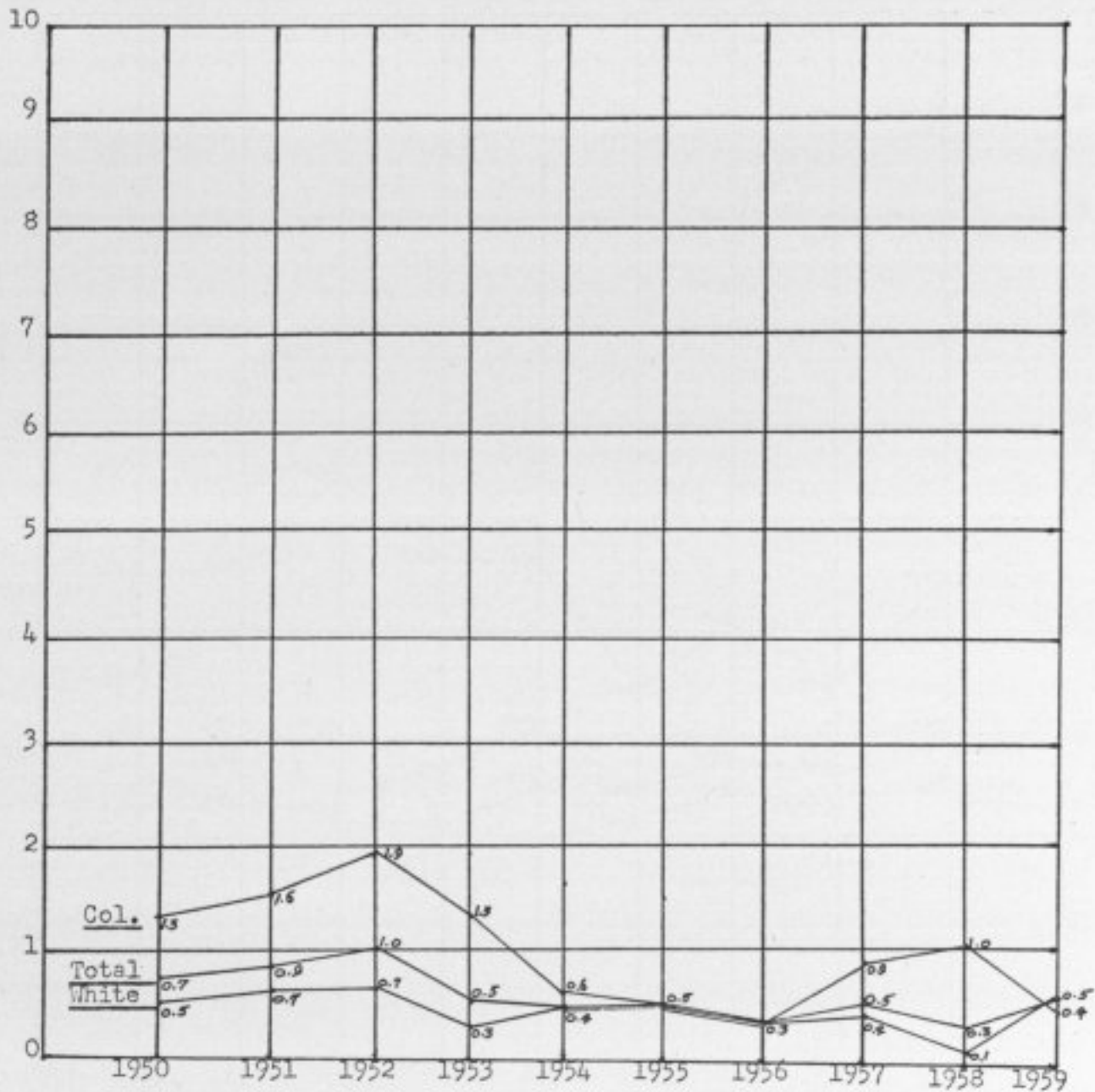


MATERNAL MORTALITY — DADE COUNTY, FLORIDA

(Resident)

1950 through 1959

RATES PER 1,000 LIVEBIRTHS

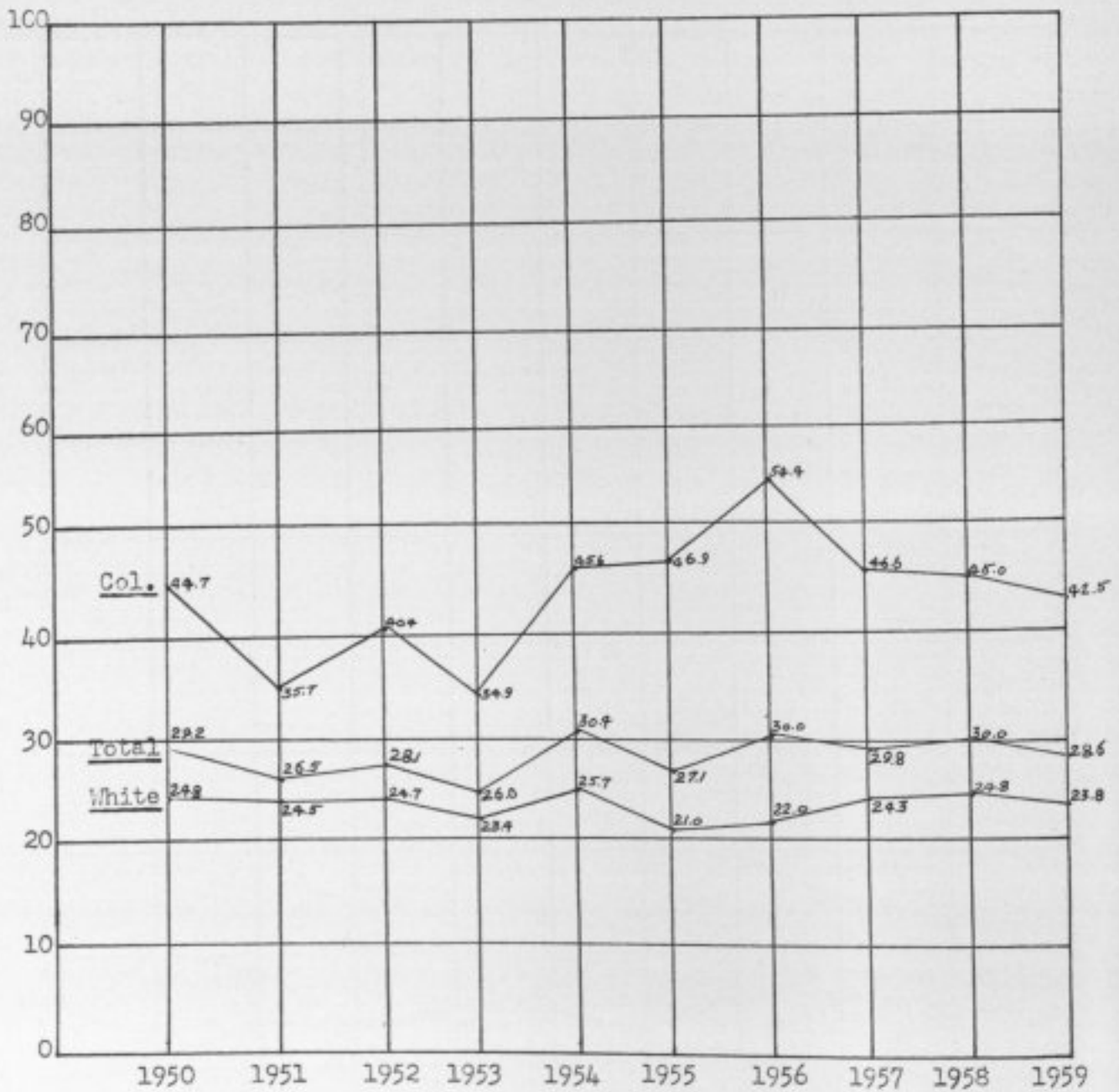


INFANT MORTALITY — DADE COUNTY, FLORIDA

(Resident)

1950 through 1959

RATES PER 1,000 LIVEBIRTHS

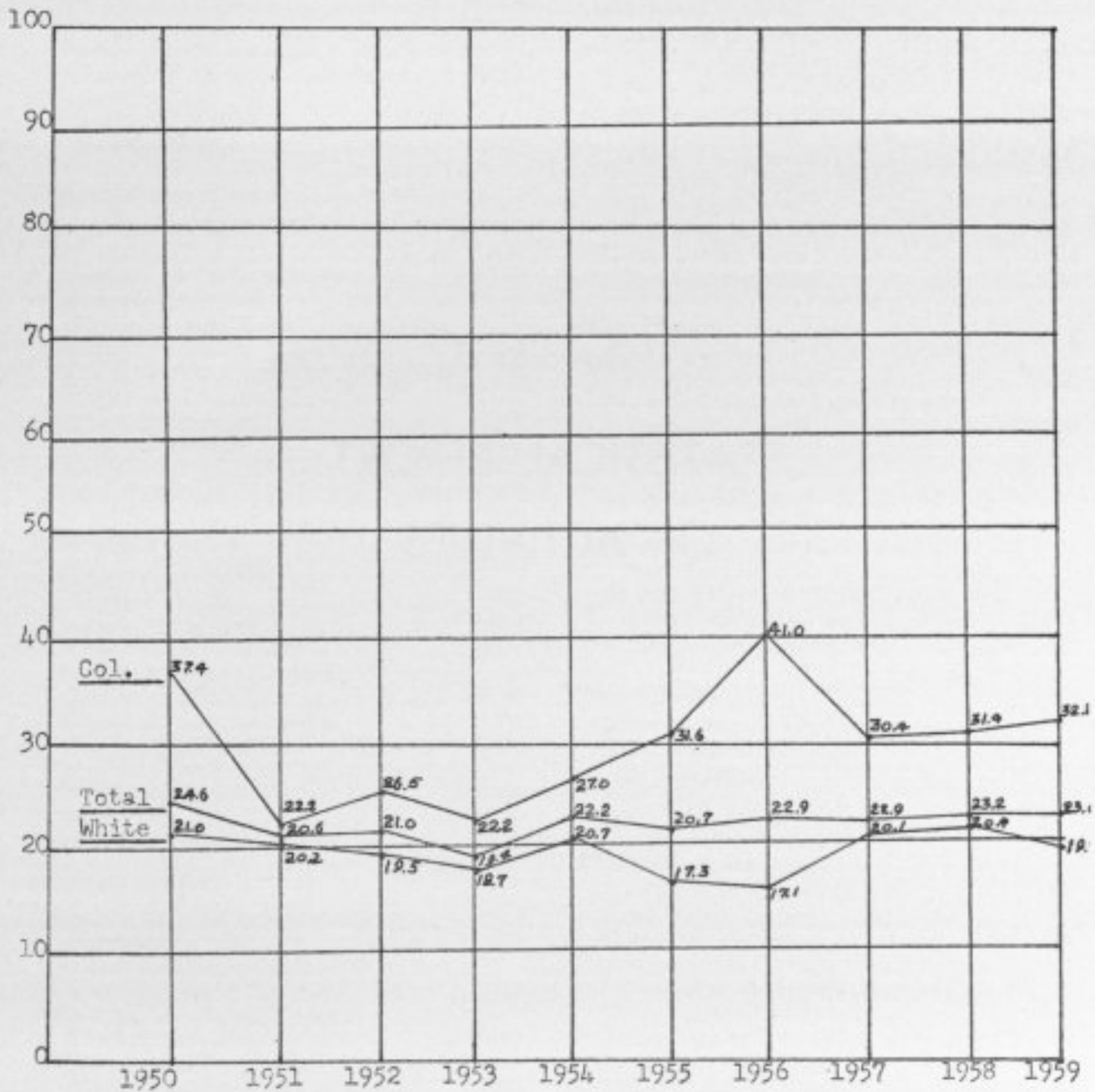


NEONATAL MORTALITY — DADE COUNTY, FLORIDA

(Resident)

1950 through 1959

RATES PER 1,000 LIVEBIRTHS



*Appendix 3*

STATISTICAL REPORT  
OF ACTIVITIES

## STATISTICAL REPORT OF ACTIVITIES

<b>Communicable Disease Control</b>		Number of Midwife Meetings .....	10
Admissions to Service .....	155	Visits to Midwife Supervision .....	94
Field and Office Visits .....	601	Number of Midwife Deliveries	
Hookworm Treatments Given .....	12	Supervised by Health	
		Department Personnel .....	0
<b>Immunizations Completed</b>		Number of Individuals Enrolled in	
Smallpox .....	13,115	Classes for Expectant Parents.....	646
Diphtheria .....	12,428		
Whooping Cough .....	12,035		
Tetanus .....	20,062		
Poliomyelitis .....	48,465		
Typhoid .....	417		
Rabies — Humans .....	3		
Rabies — Animals .....	0		
<b>Venereal Disease Control</b>			
Admissions to Service .....	7,053		
Not Infected .....	4,470		
Treatment in Clinic (completed).....	1,729		
Treatment by Private			
Physician (completed) .....	0		
Returned to Treatment this Clinic.....	162		
Epidemiological Treatment of Contacts	556		
Dropped or Transferred .....	0		
Patients Interviewed .....	1,064		
Contacts Obtained .....	1,881		
Field Visits .....	4,080		
Office Visits .....	27,803		
<b>Tuberculosis Control</b>			
Admissions to Service			
Cases — Active .....	222		
Cases — Inactive .....	1,984		
Contacts and Suspects .....	3,804		
Number of Persons X-rayed,			
Miniature Films .....	23,526		
Number of Persons X-rayed,			
Large 14"x17" Films .....	7,863		
Tuberculin Tests .....	1,849		
Filed Visits .....	5,239		
Office Visits .....	28,168		
Cases Hospitalized .....	707		
<b>Maternity Service</b>			
Patients Admitted to Medical Service,			
carried over from last year .....	512		
Patients Admitted to Medical Service,			
new this year .....	2,521		
Visits by Antepartum Cases to			
Medical Conferences .....	9,993		
Patients given Postpartum			
Medical Examinations .....	953		
Patients Admitted to Maternity			
Nursing Service .....	3,475		
Field Nursing Visits .....	9,618		
Office Nursing Visits .....	9,195		
		<b>Child Health Services</b>	
		Admissions to Well Child Medical	
		Service, carried over from last year	5,029
		Admissions to Well Child Medical	
		Service, new this year .....	8,506
		Visits to Well Child	
		Medical Conferences .....	27,893
		Admissions to General Medical	
		Clinic Service .....	285
		Admissions to Nursing Service .....	17,032
		Field Nursing Visits .....	28,425
		Office Nursing Visits .....	71,366
		<b>School Health</b>	
		Pupils Examined by Physician with	
		Parent Present .....	4,823
		Pupils Examined by Physician with	
		Parent not Present .....	15,672
		Screening by Other Health Depart-	
		ment Personnel—Visual .....	40,540
		Screening by Other Health Depart-	
		ment Personnel—Audiometer Testing	35,207
		Screening by Other Health Depart-	
		ment Personnel—Dental .....	4,342
		Screening by Other Health Depart-	
		ment Personnel—Other .....	2,005
		Nurse-Teacher Conferences .....	21,652
		<b>Dental Health</b>	
		Number Completing Treatment.....	239
		Number Admitted to Clinic	
		for Treatment .....	1,139
		Total Fillings .....	5,164
		Total Extractions .....	1,620
		<b>Chronic Diseases</b>	
		Admission to Cancer Service .....	66
		Field Visits—Cancer .....	701
		Office Visits—Cancer .....	27
		Admissions to Orthopedic Service.....	16
		Field Visits—Orthopedic Service.....	55
		Office Visits—Orthopedic Service.....	5
		Admissions to Diabetes Service .....	12
		Field Visits—Diabetes .....	3
		Office Visits—Diabetes .....	18
		Admissions to Cardiovascular	
		Renal Disease .....	78
		Field Visits—Cardiovascular	
		Renal Disease .....	1,409

Office Visits—Cardiovascular	
Renal Disease .....	15
<b>Mental Health</b>	
Admissions to Service—Children.....	994
Admissions to Service—State	
Hospital Patients .....	196
Admissions to Service—Other Adults	143
Field Visits—With Patients .....	762
Field Visits—About Patients .....	1,180
Office Visits—With Patients .....	4,598
Office Visits—About Patients .....	4,900
Mental Health Conferences .....	1,072
<b>Miscellaneous</b>	
Admissions to Morbidity Service.....	41
Field and Office Visits—Morbidity.....	399
General Medical Examinations .....	2,071
Health Cards Issued .....	16,533
Visits in the Interest of	
Vital Statistics .....	56
Visits in the Interest of Reported	
Accidents, including poisoning.....	238
<b>Nursing Homes</b>	
Number of Nursing Homes Admitted	
to Service .....	95
Visits to Nursing Homes .....	951
<b>Sanitation</b>	
Approved Water Supplies Installed,	
Private and Semi-Public .....	5
Approved Water Supplies Installed,	
New Public Connections .....	5
New Specification Privies Installed.....	0
Percolation Water Tables or	
Soil Log Test .....	1
Subdivision Analysis .....	295
Pollution Survey .....	9
New Specification Septic	
Tanks Installed .....	6
Rabies—Number of Animal	
Bites Investigated .....	2,938
Field Visits for Rabies Investigation....	10,184
Complaints Investigated .....	7,664
Nuisances Corrected .....	4,113
<b>Field Visits</b>	
Private Premises .....	25,549
Public Premises .....	14,880
Camps .....	2,657
Schools .....	277
Swimming Pools .....	4,272
Bottled Water Plants .....	53
Public Water Systems .....	384
Public Sewerage Systems .....	313
<b>Protection of Food and Milk</b>	
Food-Handling Establishments	
Admitted to Service .....	5,764

Field Visits to Food-Handling	
Establishments .....	35,751
Number of Food-Handlers	
Certificates Awarded .....	2,102
Dairy Farms Admitted to Service.....	94
Field Visits to Dairy Farms .....	1,230
Milk and Milk Products Plants	
Admitted to Service .....	99
Field Visits to Milk and	
Milk Products Plants .....	3,452
Cows Tuberculin Tested .....	6,368
Cows Bangs Tested .....	0
Dairy Farms under Mastitis	
Control Program .....	0

<b>Health Information</b>	
Meetings Attended .....	1,985
Lectures and Motion Picture Showings	1,194
Attendance at Above .....	49,498
Radio and Television Programs.....	10
News Articles Published .....	65
Exhibits Displayed .....	5

<b>Laboratory—Specimens Examined</b>	
<b>Blood</b>	
Agglutination .....	13
Hemoglobin .....	2,957
Malaria .....	0
Rh .....	2,946
Serology .....	26,552
Sugar .....	0
<b>Feces</b>	
Culture .....	167
Parasites .....	712
<b>Spinal Fluid</b>	
Cell Count .....	40
Other .....	0
<b>Sputum</b>	
Culture .....	1,165
Smear .....	1,315
<b>Swabs</b>	
Culture .....	2,901
Smear .....	8,421
<b>Miscellaneous</b>	
Darkfield .....	318
Rabies .....	5
Urinalysis .....	10,695
Milk .....	3,746
Other Food .....	44
Water—Bacteriological .....	7,236
Water—Chemical .....	3,546
Other (Cytology) .....	4,025

*Appendix 4*

FINANCIAL REPORT

# Dade County Department of Public Health



## FINANCIAL REPORT FOR THE CALENDAR YEAR, 1959 WHERE THE MONEY CAME FROM

Source	Amount	% of Total	Per Capita
State .....	\$ 123,516.89	10%	\$ .14
County .....	972,462.60	81%	1.08
Federal Government .....	100,924.91	9%	.11
<b>TOTAL .....</b>	<b>\$1,196,904.40</b>	<b>100%</b>	<b>\$1.33</b>

## WHAT WE USED IT FOR

Purpose	Amount	% of Total	Per Capita
Administration .....	\$ 47,854.55	4%	\$ .05
Communicable Disease Control .....	16,560.22	1%	.02
Tuberculosis Control .....	35,118.89	3%	.04
Venereal Disease Control .....	43,967.90	4%	.05
Maternal and Child Health School and Dental Health.....	83,820.18	7%	.09
Vital Statistics .....	26,546.92	2%	.03
Nursing Service .....	536,073.71	45%	.60
Engineering .....	46,112.97	4%	.05
Sanitation .....	276,597.23	23%	.31
Mental Health .....	55,685.95	5%	.06
Special Services .....	28,565.88	2%	.03
<b>TOTAL .....</b>	<b>\$1,196,904.40</b>	<b>100%</b>	<b>\$1.33</b>